



# Excise Tax Return - Amendment User Manual

## Dhareeba Tax Portal

# **Table of Content**

---

<b>1 PURPOSE OF THIS DOCUMENT</b>	<b>4</b>
<b>2 STEPS TO AMEND EXCISE TAX RETURN</b>	<b>6</b>
<b>3 ANNEXURE – CORRESPONDENCE RECEIVED BY TAXPAYER</b>	<b>35</b>
<b>STATUS OF EXCISE TAX RETURN-AMENDMENT FORM</b>	<b>38</b>

---

# 1

## Purpose of this document



# 1 Purpose of this document

The objective of this document is to explain how to self-amend the Excise Tax Return on Dhareeba portal.

An amended return is a return filed to make corrections to an existing tax return.

## Pre-requisites to file an Excise Tax Amended Return

- An Excise Tax return for a given tax period should have already been filed and processed, for which the Amendment is to be made.
- Taxpayer will not be allowed to submit the amendment return application, if there is no change made in any value in the amended Excise Tax Return form when compared to the original Excise Tax Return for which amendment is being made.
- A taxpayer will not be allowed to amend the return, if a return has been time barred as per the law.

**NOTE:** The Taxpayer cannot amend the return to make the tax liability lower than the liability assessed by GTA.

# 2

## Steps to Amend Excise Tax Return

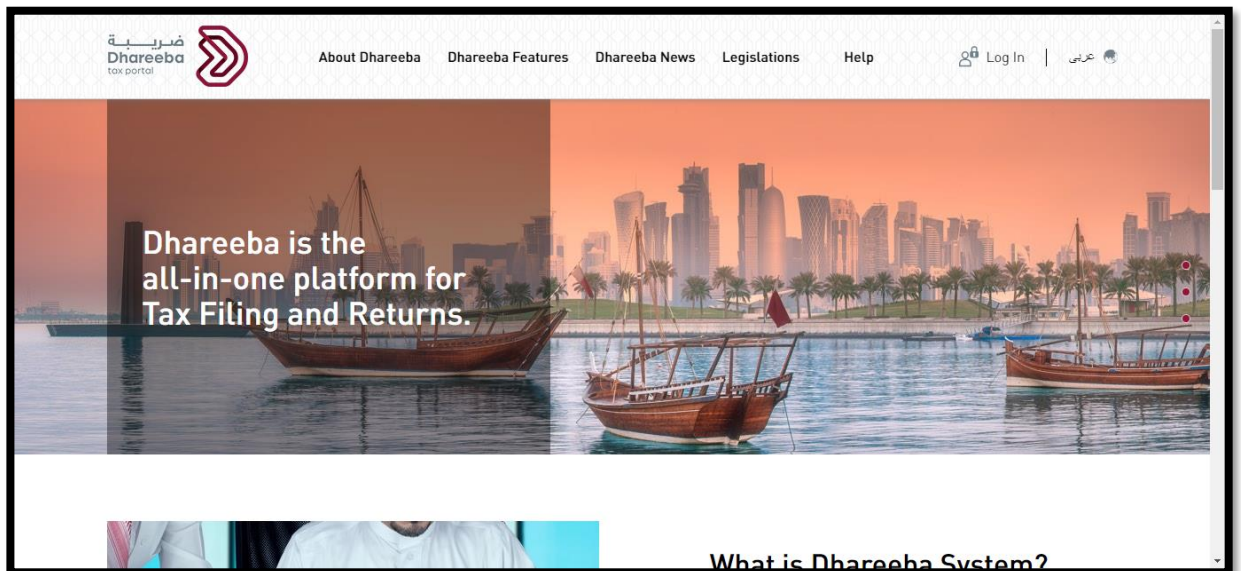


## 2 Steps to Amend Excise Tax Return

### Step 1: Log in Screen

A taxpayer should Log-in through Dhareeba where a taxpayer is automatically directed to NAS (to know how to Sign-up please refer to the document: **GTA\_TAS\_Self Registration** on National Authentication System).

NOTE: “FAQ” and “Taxpayer Guide” are available under the “Help” tab.





Taxpayer should enter **QID** or **Email address** as 'Username' and its associated password and click on "**Continue**" button after providing the login credentials.

نظام التوثيق الوطني  
National Authentication System

توثيق  
TANTHEEQ

### Authenticate

**Username & Password Authentication**

Username

Password

[Continue](#)

[Forgot your password?](#)

[Create new account](#)

[Cancel](#)

**Smart Card authentication**

[Login with Smartcard](#)

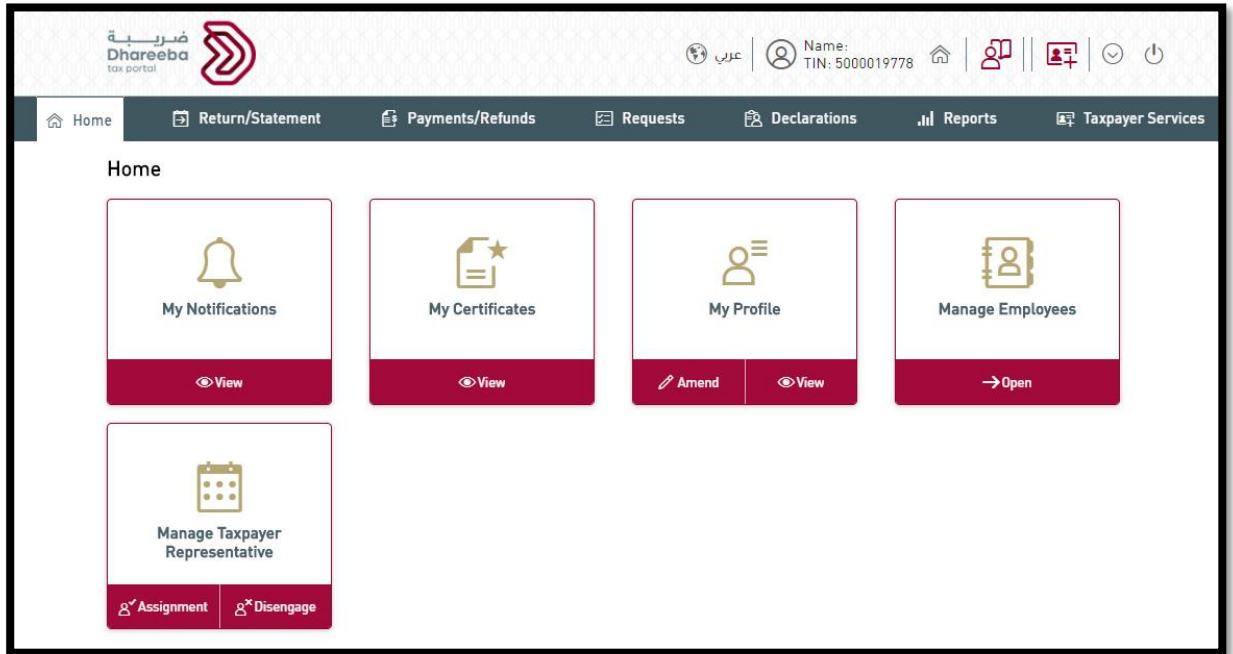
[Smartcard FAQs](#)

© 2020 Government of Qatar

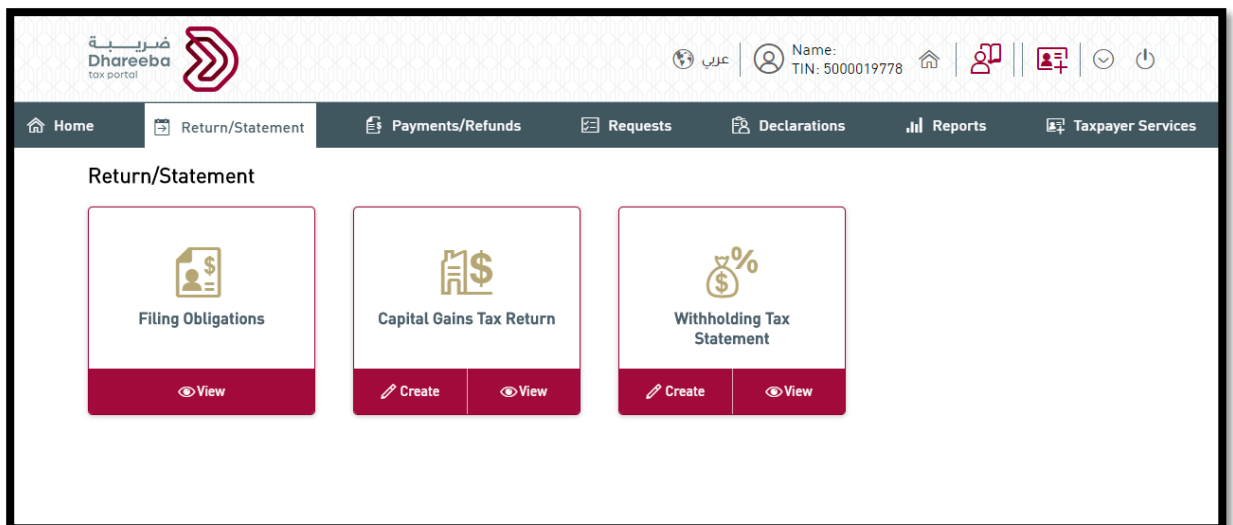


## Step 2: Dashboard

After successful login, The Taxpayer will be navigated the home page.



Taxpayer should select **Return/Statement** tab. The Taxpayer will be displayed the **Filing Obligations** tile under the Return/Statements tab.





Taxpayer should click on **View** in the Filing Obligations Tile. The Taxpayer will be navigated to the Filing Obligations page. Taxpayer should click on Edit button to amend a Tax Return.

Reference Number	Tax Type	Period	DueDate	Filing Status	Payment Status	Actions
	Excise tax	2020 Q2	15/07/2020	New		
	Income Tax	2020	05/01/2021	New		
	VAT	2019 Q4	28/01/2020	New		

A popup message will be displayed. Taxpayer should select **'Yes'** to amend the return.

Reference Number	Tax Type	Period	DueDate	Filing Status	Payment Status	Actions
91100000515	Excise tax	2020 Q2	15/07/2020	Processed	Partially Paid	
	Income Tax	2020	05/01/2021	New		
	VAT	2019 Q4	28/01/2020	New		



**Edit Button:** Taxpayer can amend a Tax Return by clicking on **EDIT** icon.

**Cancel Button:** Taxpayer can Cancel a Tax Return by clicking on **Cancel** icon.

**View Button:** Taxpayer can View a Tax Return by clicking on **View** button.

To amend the Excise Tax return, Taxpayer should click on **EDIT** Button.

**The application has following sections:**

- Instructions Page
- Excisable Goods Details
- Excise Tax Calculation
- Additional Information
- Tax Summary
- Declaration



## Step 3: Instructions Screen

The Taxpayer will be navigated to “Instructions” screen and must click on **“Start Now”** button, after reading the instructions.

ضريبة  
Dhareeba  
tax portal

عربي | Name: TIN: 5000019778

### Instructions for Taxpayers

These instructions need to be read and understood before starting the Return Filing

- Ensure to provide accurate information
- The information you provide in this return will be kept strictly confidential
- It is an offense to provide false and misleading information to General Tax Authority
- Please note that GTA has the right to ask for additional information and audit your tax return

Do you want to file NIL return? ⓘ

Yes  No

◀ Back Start Now ▶



## Step 4: Excisable Goods Details

In the Excisable Goods Details, values are prepopulated from the Original Excise Tax Return. Taxpayer can edit/add the details of Excisable Goods by clicking EDIT button.

Taxpayer can add details of Excisable Goods details by clicking on (+) **Add More** button.

Excise Return Number: 91100000515 RETURN-AMENDMENT Tax Period: 2020 Q2 [01/04/2020 - 30/06/2020]

1 Excisable Goods Details 2 Excise Tax Calculation 3 Additional Information 4 Tax Summary 5 Declaration

Download Upload Delete All

SKU Code	Description	RSP	Quantity	Total RSP	Excise Tax Paid	Status	Actions
220290700020002002	3HORSES DARK...	10.00	250	2,500.00	0.00	✓	✎ ✕ 🗑
220290700020002002	3HORSES DARK...	15.00	250	3,750.00	0.00	✓	✎ ✕ 🗑
220290700020002002	3HORSES DARK...	20.00	250	5,000.00	100,000.00	✓	✎ ✕ 🗑
220290700020002002	3HORSES DARK...	25.00	250	6,250.00	0.00	✓	✎ ✕ 🗑
<b>Total</b>			<b>65,500</b>	<b>39,831,250.00</b>	<b>200,000.00</b>	<b>251/251</b>	

+ Add More

Back Reset 99% Continue

Taxpayer can edit/add Excisable Goods Details either manually or via uploading an Excel in which the Taxpayer has entered details of Excisable Goods Details.



## 1) Editing/Addition of Excisable Goods Details Manually

In case the Taxpayer edits/adds the Excisable Goods Details manually, the screen will appear as under. Taxpayer can amend information in those fields that are editable.

Taxpayer can add new Excisable Goods Details either by 'Goods Type' or by 'SKU Code'.

### Search by Goods Type :

Taxpayer can select the **Goods Type** and its details from the dropdown and fill remaining details in the application.

The screenshot displays the 'Excisable Goods Details' form in the Dhareeba tax portal. The form is part of a 'RETURN-AMENDMENT' for Tax Period: 2020 Q2 [01/04/2020 - 30/06/2020]. The form is divided into two main sections: 'Search By' and 'Details'.

**Search By:** The 'Goods Type' radio button is selected. The dropdown menu shows 'TOBACCO AND ITS DERIVATIVES'. Other fields include 'HS CODE' (51120192), 'Brand' (28), 'Description' (28 GOODS NEW), and 'SKU Code' (511201920030001004).

**Details:** The form contains several input fields for quantities and values:

Quantity (Imported) at Customs(A)	5,000
Quantity Produced outside Tax Warehouse(B)	5,000
Quantity (Sold Locally)	10,000
Quantity liable for Excise Tax(A+B)	10,000
RSP before Excise Tax (QAR)	100.00
Total RSP before Excise Tax (QAR)	1,000,000.00
Excise Tax Paid/Deferred at Customs	500,000.00

At the bottom of the form, there are 'Back', 'Reset', and 'Save' buttons, along with a progress indicator showing 99% completion.



## Search by -SKU Code :

Taxpayer should enter 'SKU Code' and all the details - Goods Type, HS code, Brand, Description will populate automatically based on the entered SKU code.

Dhareeba tax portal | Name: priyanka TIN: 500000020 | عربي | Home | Logout

Excise Return Number: 9110000094 | RETURN-AMENDMENT | Tax Period: 2019 Q4 [01/10/2019 - 31/12/2019]

1 Excisable Goods Details | 2 Excise Tax Calculation | 3 Additional Information | 4 Tax Summary | 5 Declaration

Search By  Goods Type  SKU Code

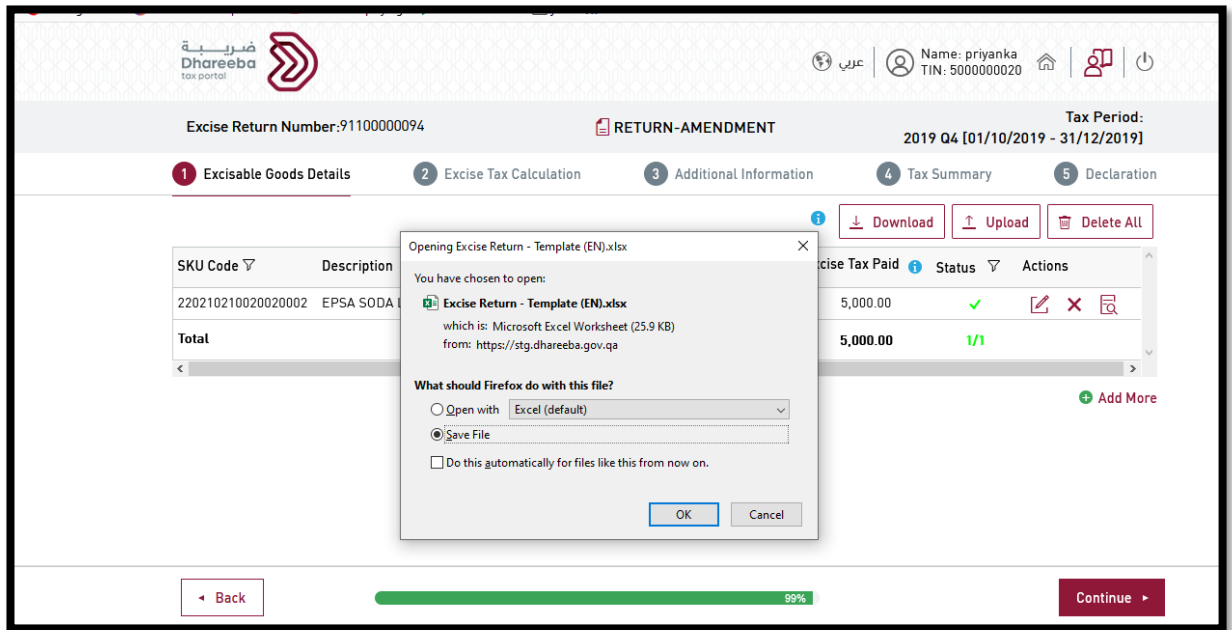
Goods Type	CARBONATED DRINKS	Quantity (Imported) at Customs(A)	10
HS CODE	22021021	Quantity Produced outside Tax Warehouse(B)	20
Brand	EPSA	Quantity (Sold Locally)	30
Description	EPSA SODA LEMON CAN 330ML	Quantity sold locally from Tax Warehouse(C) Details	0
SKU Code	220210210020020002	Quantity liable for Excise Tax(A+B+C)	30
		RSP before Excise Tax (QAR)	20.00
		Total RSP before Excise Tax (QAR)	600.00
		Excise Tax Paid/Deferred at Customs	25.00

Back | 99% | Save

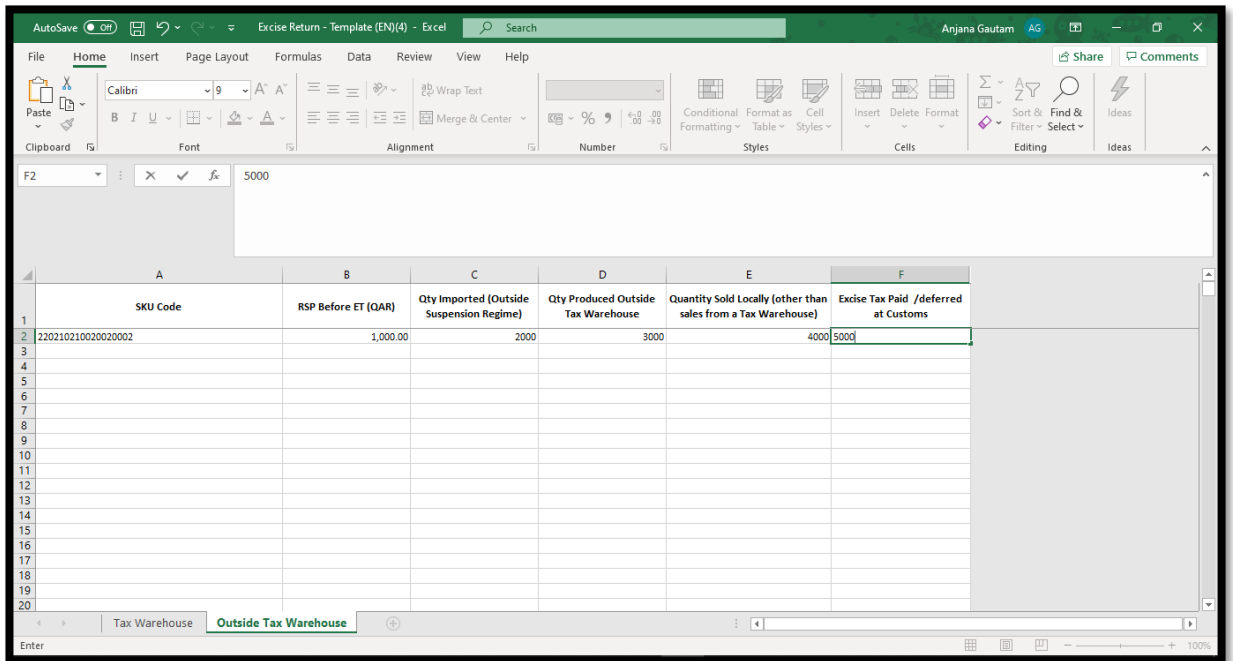


## 2) Entering Excisable Goods Details via Excel Template

Taxpayer should download the Excel Template by clicking on 'Download' button.



Downloaded Template-Template for activity done outside tax warehouse





### Downloaded Template-Template for activity done inside tax warehouse

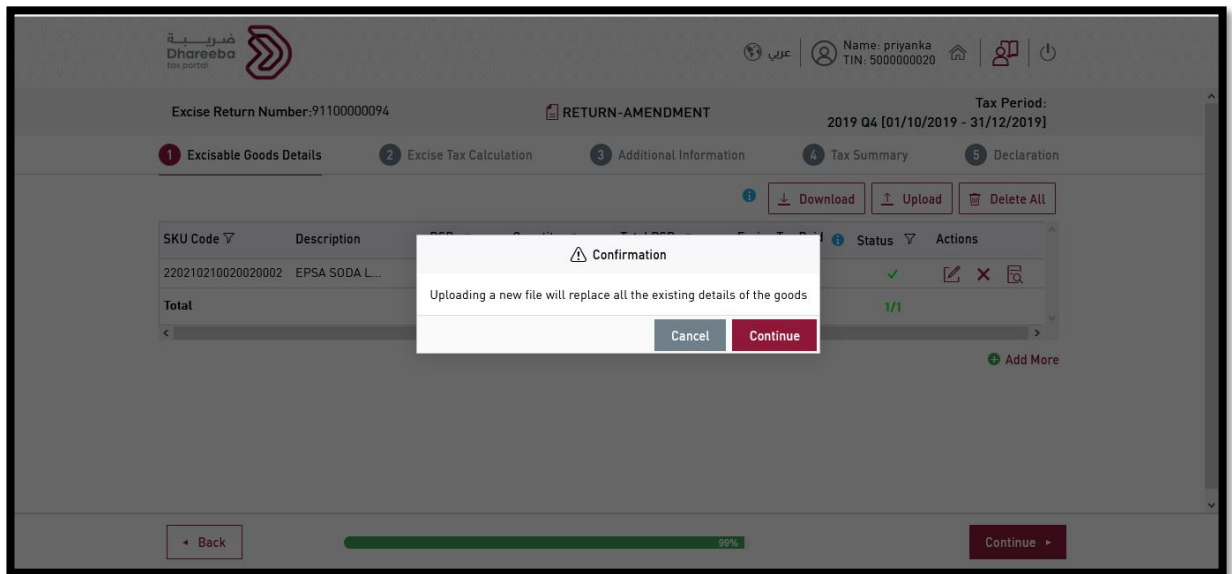
	A	B	C	D	E	F
1	SKU Code	RSP Before ET (QAR)	Warehouse Licence Number	Quantity Produced in Tax Warehouse	Quantity Imported (under Suspension Regime)	Quantity Sold Locally from Tax Warehouse
2						
3						
4						
5						
6						
7						
8						
9						
10						

Upload Template: Taxpayer can upload the template after filling all the details by clicking on Upload button. A confirmation popup message will be displayed to upload the excel.

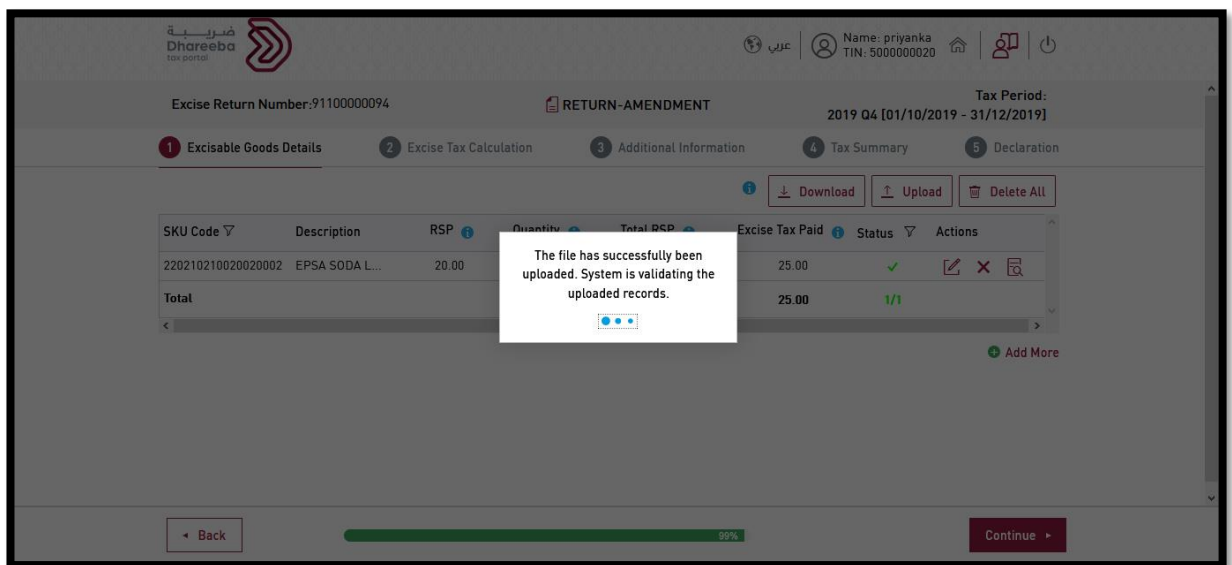
Clicking on **OK** button will upload the excel file.

The screenshot shows the Dhareeba Tax Portal interface for a 'RETURN-AMENDMENT'. The page includes the following elements:

- Header:** Dhareeba Tax Portal logo, user name 'priyanka', TIN '5000000020', and language 'عربي'.
- Form Fields:** 'Excise Return Number: 9110000094', 'RETURN-AMENDMENT', and 'Tax Period: 2019 Q4 [01/10/2019 - 31/12/2019]'.
- Progress Indicators:** Steps 1 (Excisable Goods Details), 2 (Excise Tax Calculation), 3 (Additional Information), 4 (Tax Summary), and 5 (Declaration).
- Table:** A table with columns: SKU Code, Description, RSP, Excise Tax Paid, Status, and Actions. It contains one row for 'EPSA SODA L...' with an RSP of 20.00 and Excise Tax Paid of 25.00.
- Buttons:** 'Download', 'Upload', 'Delete All', 'Back', and 'Continue'.
- Popup:** A 'Caution' dialog box with the text 'Are you sure you want to upload the Excel File?' and 'Cancel' and 'OK' buttons.



The Uploaded Records are validated by the System.



The details in the excel are successfully uploaded in Excisable goods details section.



Once details are added, Taxpayer should click on **Save** Button. The details added are updated in the Excisable Goods Details screen.

ضريبة  
Dhareeba  
tax portal

عربي | Name: TIN: 5000019778

Excise Return Number:91100000515

RETURN-AMENDMENT

Tax Period:2020 Q2 [01/04/2020 - 30/06/2020]

1 Excisable Goods Details
2 Excise Tax Calculation
3 Additional Information
4 Tax Summary
5 Declaration

Download Upload Delete All

SKU Code	Description	RSP	Quantity	Total RSP	Excise Tax Paid	Status	Actions
220290700020002002	3HORSES DARK...	10.00	250	2,500.00	0.00	✓	
220290700020002002	3HORSES DARK...	15.00	250	3,750.00	0.00	✓	
220290700020002002	3HORSES DARK...	20.00	250	5,000.00	100,000.00	✓	
220290700020002002	3HORSES DARK...	25.00	250	6,250.00	0.00	✓	
<b>Total</b>			<b>75,500</b>	<b>40,831,250.00</b>	<b>700,000.00</b>	<b>252/252</b>	

+ Add More

◀ Back
Reset



99%

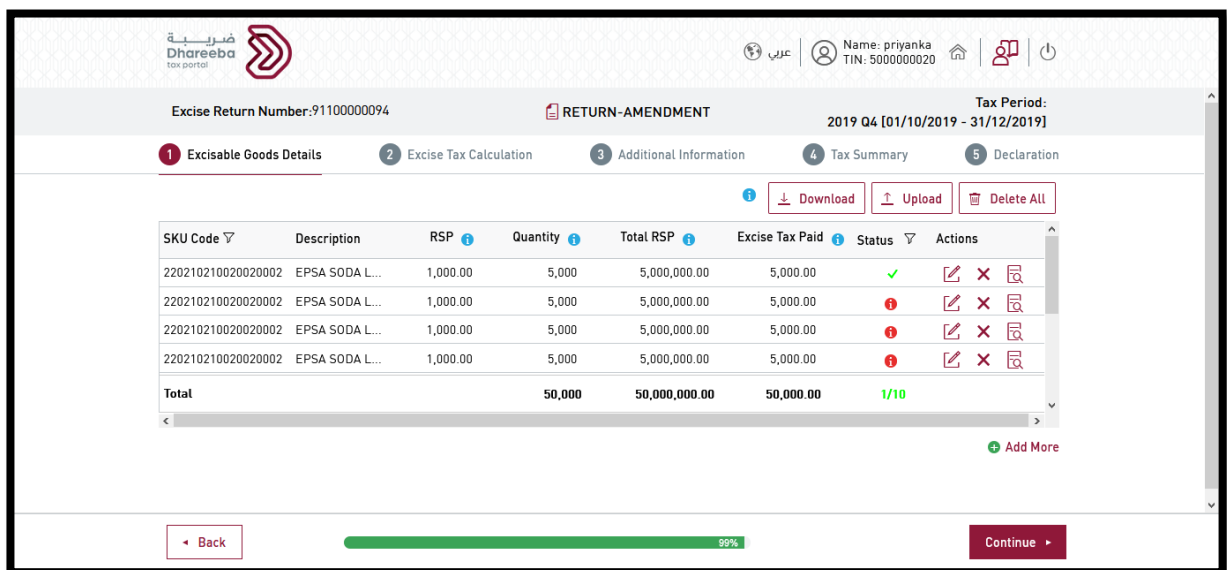
Continue ▶

Excise Tax Return Amendment User Manual  
version 1.1 -2021



## Edit error Records: Taxpayer can filter error Excisable Goods Details and can correct the records by Editing.













- **Edit Button** : Taxpayer can edit the form by clicking on **EDIT** icon.
- **Cancel Button** : Taxpayer can Cancel the form by clicking on **Cancel** icon.
- **View Button**: Taxpayer can check any application in view mode by clicking on **View** button.



Excise Return Number:9110000094 RETURN-AMENDMENT Tax Period: 2019 Q4 [01/10/2019 - 31/12/2019]

1 Excisable Goods Details 2 Excise Tax Calculation 3 Additional Information 4 Tax Summary 5 Declaration

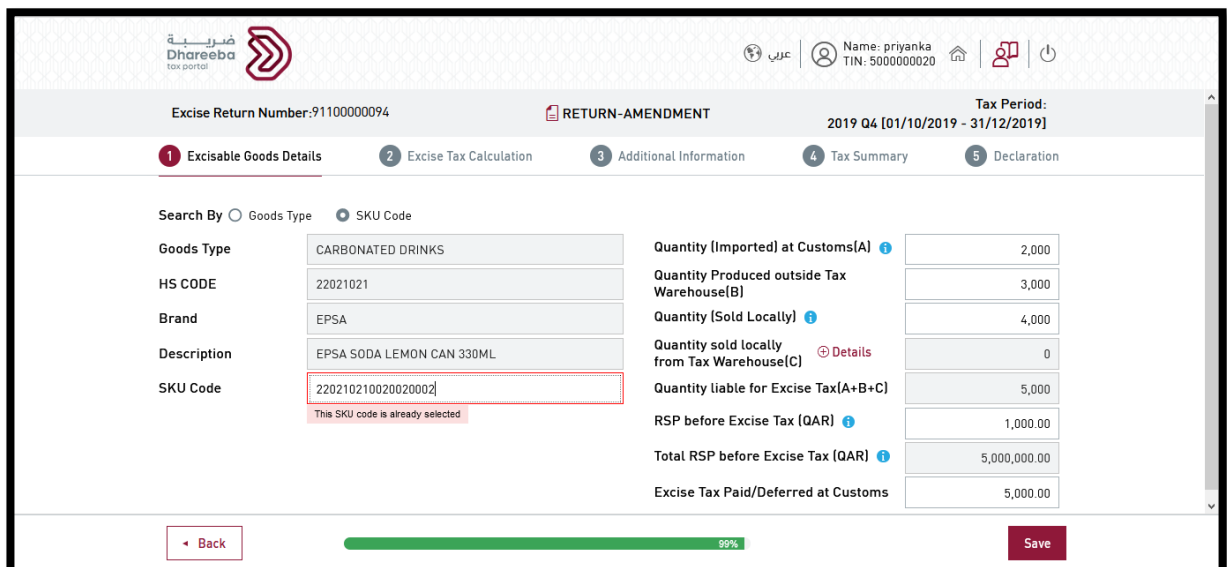
Download Upload Delete All

SKU Code	Description	RSP	Quantity	Total RSP	Excise Tax Paid	Status	Actions
220210210020020002	EPSA SODA L...	1,000.00	5,000	5,000,000.00	5,000.00	✓	  
220210210020020002	EPSA SODA L...	1,000.00	5,000	5,000,000.00	5,000.00	!	  
220210210020020002	EPSA SODA L...	1,000.00	5,000	5,000,000.00	5,000.00	!	  
220210210020020002	EPSA SODA L...	1,000.00	5,000	5,000,000.00	5,000.00	!	  
<b>Total</b>			<b>50,000</b>	<b>50,000,000.00</b>	<b>50,000.00</b>	<b>1/10</b>	

Add More

Back Continue

Taxpayer can manually correct the records that are in error and click on **Save**.



Excise Return Number:9110000094 RETURN-AMENDMENT Tax Period: 2019 Q4 [01/10/2019 - 31/12/2019]

1 Excisable Goods Details 2 Excise Tax Calculation 3 Additional Information 4 Tax Summary 5 Declaration

Search By  Goods Type  SKU Code

Goods Type: CARBONATED DRINKS  
HS CODE: 22021021  
Brand: EPSA  
Description: EPSA SODA LEMON CAN 330ML  
SKU Code: 220210210020020002  
This SKU code is already selected

Quantity (Imported) at Customs(A): 2,000  
Quantity Produced outside Tax Warehouse(B): 3,000  
Quantity (Sold Locally) (C): 4,000  
Quantity sold locally from Tax Warehouse(C) Details: 0  
Quantity liable for Excise Tax(A+B+C): 5,000  
RSP before Excise Tax (QAR): 1,000.00  
Total RSP before Excise Tax (QAR): 5,000,000.00  
Excise Tax Paid/Deferred at Customs: 5,000.00

Back Save



Once all records are rectified, then Taxpayer can proceed further by clicking on **continue** button.

**Delete All Records:** Taxpayer can Delete all records through the 'Delete All' button.



## Step 5: Excise Tax Calculation

All the details will be calculated automatically in this section and increased/decreased liability will be updated in this section. Taxpayer should click on **Continue** Button.

ضريبة  
Dhareeba  
tax portal

عربي | Name: TIN: 5000019778 | Home | Profile | Power

Excise Return Number:91100000515

RETURN-AMENDMENT

Tax Period:2020 Q2 [01/04/2020 - 30/06/2020]

1 Excisable Goods Details
 2 Excise Tax Calculation
 3 Additional Information
 4 Tax Summary
 5 Declaration

Goods Type	Total Excise Tax (QAR)	Excise Tax Paid/Deferred at Customs	Due Excise Tax(QAR)
TOBACCO AND ITS DERIVATIVES <span style="color: blue; font-size: small;">?</span>	1,300,000.00	600,000.00	700,000.00
CARBONATED DRINKS	19,765,625.00	100,000.00	19,665,625.00
<b>Grand Total</b>	<b>21,065,625.00</b>	<b>700,000.00</b>	<b>20,365,625.00</b>

◀ Back
Reset

99%

Continue ▶



## Step 6: Additional Information

Taxpayer can enter 'Additional Notes' and attach supporting documents, if required by Taxpayer (these are not mandatory).

For Attachment, file Size should be less than or equal to 5MB, multiple attachments are allowed (maximum 10), Attachment types permitted: DOC, PDF, JPEG, JPG, XLS, DOCX.

Taxpayer should click on **Continue**.

The screenshot displays the Dhareeba tax portal interface for an Excise Return Amendment. The header includes the Dhareeba logo, the text 'ضريبة Dhareeba tax portal', and user information: 'عربي', 'Name: TIN: 5000019778', and navigation icons. The main content area shows the 'RETURN-AMENDMENT' process with a progress bar indicating 99% completion. The current step is '3 Additional Information', which includes a section for 'Attached any supporting documents (if any)' with a paperclip icon, and a text area for 'Additional Notes' containing the text 'Missing details of excisable goods added.' The bottom navigation bar features 'Back', 'Reset', and 'Continue' buttons, along with a green progress bar at 99%.



## Step 7: Tax Summary

All the details will be calculated automatically on this section depending on the amended details on previous steps. Previous Return and Amended return values will be displayed, along with Variation. **Outstanding Amount** values are shown in the last column, which is required to be paid by the Taxpayer.

ضريبة  
Dhreeba  
tax portal

عربي | Name:  
TIN: 5000019778 |

Excise Return Number:91100000515

RETURN-AMENDMENT

Tax Period:2020 Q2 [01/04/2020 - 30/06/2020]

1 Excisable Goods Details
 2 Excise Tax Calculation
 3 Additional Information
 4 Tax Summary
 5 Declaration

Description	Previous Return (QAR)	Amended Return (QAR)	Variation (QAR)	Paid Amount (QAR)	Outstanding Amount (QAR)
Due Excise Tax for the Period	19,865,625.00	20,365,625.00	500,000.00	5,000,000.00	15,365,625.00
Late Lodgement Penalty	27,000.00	27,000.00	0.00	0.00	27,000.00
Late Payment Penalty	891,937.50	1,221,937.50	330,000.00	0.00	1,221,937.50
Revision Penalty	0.00	25,000.00	25,000.00	0.00	25,000.00
Adjustment against Refund Credit Confirmed/Advance Payments <span style="color: red; font-size: small;">⊕ Details</span>	5,000,000.00	5,000,000.00	0.00	0.00	5,000,000.00
<b>Total Amount Payable</b>	<b>15,784,562.50</b>	<b>16,639,562.50</b>	<b>855,000.00</b>	<b>5,000,000.00</b>	<b>11,639,562.50</b>

Amendment Reason Please provide more detail below for Amendment

◀ Back
Reset

99%

Continue ▶



**Amendment Reason** is mandatory. Taxpayer should select from the dropdown. Also, Taxpayer can provide more details for the Reason for Amendment.

ضريبة  
Dhareeba  
tax portal

عربي | Name: TIN: 5000019778

Excise Return Number:91100000515 RETURN-AMENDMENT Tax Period:2020 Q2 [01/04/2020 - 30/06/2020]

1 Excisable Goods Details 2 Excise Tax Calculation 3 Additional Information 4 Tax Summary 5 Declaration

Late Lodgement Penalty	27,000.00	27,000.00	0.00	0.00	27,000.00
Late Payment Penalty	891,937.50	1,221,937.50	330,000.00	0.00	1,221,937.50
Revision Penalty	0.00	25,000.00	25,000.00	0.00	25,000.00
Adjustment against Refund Credit Confirmed/Advance Payments <a href="#">Details</a>	5,000,000.00	5,000,000.00	0.00	0.00	5,000,000.00
Total Amount Payable	15,784,562.50	16,639,562.50	855,000.00	5,000,000.00	11,639,562.50

Amendment Reason  Please provide more detail below for Amendment

[Back](#) [Reset](#) 99% [Continue](#)

Confirmed Refund Credit/ Advance Payment Schedule-All the refund credit and advance payments will be displayed in this section.



## Step 8: Declaration

On the Declaration page, the information will be prefilled. Taxpayer should accept the Terms and Conditions and tick the checkboxes for 'I agree with the terms and conditions' and 'declaration' and click 'Submit' button.

The screenshot shows the 'Declaration' step of a tax return amendment process. The page header includes the Dhareeba logo, user name, TIN (5000019778), and navigation icons. The breadcrumb trail is: Excise Return Number: 91100000515 > RETURN-AMENDMENT > Tax Period: 2020 Q2 [01/04/2020 - 30/06/2020]. The progress bar shows 5 steps: 1. Excisable Goods Details, 2. Excise Tax Calculation, 3. Additional Information, 4. Tax Summary, and 5. Declaration (highlighted). The form fields are: First Name (Sandarshana), Last Name (Cheekoory), Designation (Taxpayer), Date (07/09/2020), Email Address (SandarshC@gmail.com), and Phone Number (+). There are two checked checkboxes: 'I agree with the Terms and Conditions' and 'I declare that the information provided in this Return is true and correct.' At the bottom, there are 'Back', 'Reset', and 'Submit' buttons, along with a 99% progress indicator.

The screenshot shows the 'Declaration' step of a tax return new process. The page header includes the Dhareeba logo, user name, TIN (5000019778), and navigation icons. The breadcrumb trail is: Excise Return Number: 91100000515 > RETURN-NEW > Tax Period: 2020 Q2 [01/04/2020 - 30/06/2020]. The progress bar shows 5 steps: 1. Excisable Goods Details, 2. Excise Tax Calculation, 3. Additional Information, 4. Tax Summary, and 5. Declaration (highlighted). A modal window titled 'Terms and Conditions' is open, displaying the following text: 'We hereby confirm that the information contained in this motion is true, accurate and complete.', 'We declare that we will provide the GTA with further information upon request, if required.', 'We confirm that we are aware of the liability connected with provision of untrue, incorrect and incomplete information.', and 'We declare that the documentation pertaining to this transaction as well as the information allowing determination of tax base will be stored and accessible to GTA for a period of 10 years following the transaction.' The modal has 'Cancel' and 'I Agree' buttons. The background form fields are partially visible and disabled. At the bottom, there are 'Back', 'Cancel', and 'Save as Draft' buttons, along with a 99% progress indicator.



## Step 9: Acknowledgement

After submission, an acknowledgement will be displayed. Taxpayer should click on **Pay** button to make payment **or**, Taxpayer can click on **Close** to close the application and make payment later.

The screenshot displays the Dhareeba tax portal interface. At the top left, the logo for 'Dhareeba tax portal' is visible. The top right corner shows user information: 'Name: TIN: 5000019778' and a language selector set to 'عربي'. The main content area features a large green checkmark icon, followed by the text 'Your Excise Tax Return successfully filed'. Below this, it states 'Your Excise Tax Return Reference Number 91100000515 submitted on: 07/09/2020'. A message follows: 'Kindly use your reference number to track your return's status in the system and when contacting us. This Notification confirms that we have received your return, however this is not an approval nor a rejection of your return. Kindly note that the General Tax Authority reserves the right to request additional documents and details concerning your return.' Contact information is provided: 'For any inquiry or assistance, please contact us on: Within Qatar: 16565, Outside Qatar: +974 4406 9941'. At the bottom, it says 'Write to us at [support@gta.gov.qa](mailto:support@gta.gov.qa) or to learn more, visit [www.gta.gov.qa](http://www.gta.gov.qa)'. At the very bottom, there are two buttons: 'Close' and 'Pay'.



# 3

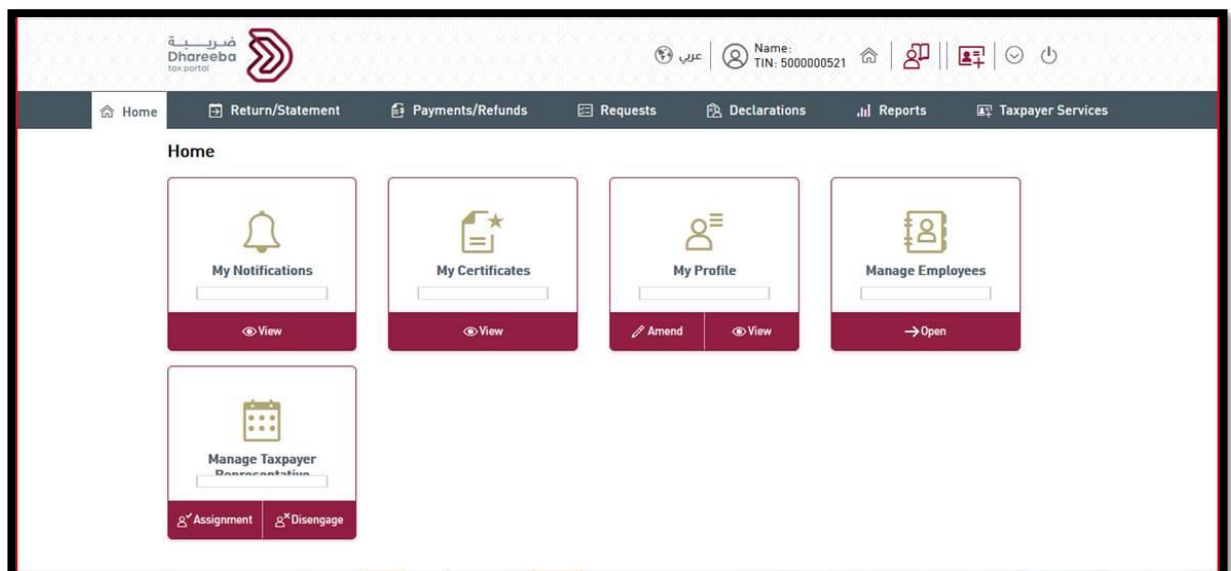
## Annexure – Correspondence received by Taxpayer



## 3 Annexure – Correspondence received by Taxpayer

### 3.1 Steps how Taxpayer can open and view notifications on the portal

Taxpayer should log in to Taxpayer Portal and needs to click on “View” button on “My Notifications” tile under the “Home” tab.





The Taxpayer can check and download the Acknowledgement Letter and Invoice Letter.

**My Notifications**

▼ Date of the issue	▼ Reference Number	▼ Application Type	▼ Subject	▼ Tax Type	▼ Classification	
12/09/2020	91100000137	Excise Tax Return	Acknowledgment - Excise Tax Original Return	Excise Tax	Informative	<a href="#">↓</a>
12/09/2020	91100000137	Original Tax Return Invoice	Tax Return Invoice	Income Tax / Excise Tax / VAT	Informative	<a href="#">↓</a>
22/09/2020	91100000137	Excise Tax Return	Acknowledgment - Excise Tax Amended Return	Excise Tax	Informative	<a href="#">↓</a>
22/09/2020	91100000137	Amended Tax Return Invoice	Tax Return Invoice	Income Tax / Excise Tax / VAT	Informative	<a href="#">↓</a>

[◀ Back](#)



### **3.2 Taxpayer will receive SMS, Email, PDF on Mobile, Email ID, Dashboard**

After submitting the application, Taxpayer will receive Email on the E-mail Address which Taxpayer has provided, SMS on the Mobile Number Taxpayer has provided & Notifications on Portal.

Taxpayer will receive an SMS, Email and PDF on Submission.

Taxpayer will receive an SMS, Email and PDF for Tax Return Invoice.



## Status of Excise Tax Return-Amendment form

Taxpayer can click on the **View** button of 'Filing Obligations' tile to check the status of application.

The screenshot shows the Dhareeba tax portal dashboard. The top navigation bar includes 'Home', 'Return/Statement', 'Payments/Refunds', 'Requests', 'Declarations', 'Reports', and 'Taxpayer Services'. The 'Return/Statement' section is active, displaying three tiles: 'Filing Obligations', 'Capital Gains Tax Return', and 'Withholding Tax Statement'. The 'Filing Obligations' tile has a 'View' button, while the other two have 'Create' and 'View' buttons.

The screenshot shows the 'Filing Obligations' table in the Dhareeba tax portal. The table has the following columns: Reference Number, Tax Type, Period, DueDate, Filing Status, Payment Status, and Actions. The data rows are as follows:

Reference Number	Tax Type	Period	DueDate	Filing Status	Payment Status	Actions
91100000245	Excise tax	2020 Q1	15/04/2020	Processed	Not Paid	
91100000094	Excise tax	2019 Q4	15/01/2020	Processed	Paid	
91100000093	Excise tax	2019 Q3	15/10/2019	Processed	Partially Paid	

- End of Document -